

Pompe sommerse centrifughe multistadi, per pozzi da 4"

Descrizione

Pompe sommerse centrifughe multistadio, per pozzi da 4", particolarmente adatte per impianti di sollevamento e distribuzione che richiedono pressioni e portate molto elevate.

Impieghi

Impianti idrici, per usi domestici ed industriali, in servizio continuo o intermittente.
Impianti di pressurizzazione.
Impianti di irrigazione.

Caratteristiche costruttive

Flangia di accoppiamento al motore e corpo di mandata in ottone (OT 58) o in acciaio inox (AISI 304).
Valvola di ritegno incorporata (per tutti i modelli) e facilmente removibile.
Giranti e diffusori in policarbonato atossico (Lexan), corpo diffusore in acciaio inox (AISI 304) per modelli 6 - 10 - 14 - 24.
Camicia, albero pompa, giunto, coprifilo, griglia di aspirazione e viterie realizzati in acciaio inox.
Flangia di accoppiamento al motore predisposta secondo le normative NEMA.
Max ø pompa 96 mm.

Submersible multistage centrifugal pumps 4" wells

Description

Submersible multistage centrifugal pumps for 4" wells, particularly suitable for water rising and distribution installations requiring very high pressures and flow rates.

Applications

Water plants and systems for residential and industrial use, for continuous or intermittent duty operation.
Pressurizing system.
Irrigation plants.

Design features

Motor coupling flange and discharge head are made in brass (OT 58) or in stainless steel (AISI 304).
Incorporated non-return check valve for all pump types is easily removable.
Impellers and diffusers in non toxic polycarbonate (Lexan), diffusers body in stainless steel (AISI 304) for type 6 - 10 - 14 - 24.
Shell, pump shaft, coupling, cable shield, suction screen and all screws are in stainless steel.
Pump flanges for coupling with motors are made according to NEMA standards.
Max ø pump 96 mm.

Pompes immergées centrifuges multietagées pour puits de 4"

Description

Pompes immergées centrifuges multietagées pour puits de 4", conçues particulièrement pour installations d'élévation et de distribution requierant de très grandes pressions et débits.

Applications

Installations et systèmes pour utilisation domestique et industrielle, en service intermittent ou continu.
Systèmes de pressurisation.
Stations d'irrigation.

Caracteristiques constructives

Bride d'accouplement au moteur et pièce de refoulement en laiton (OT 58) ou en acier inoxydable (AISI 304).
Pour tous les types, clapet anti retour incorporé, facilement extractible.
Roues et diffuseurs en polycarbonate non toxique (LEXAN), corps des diffuseurs en inox (AISI 304) pour types 6 - 10 - 14 - 24.
Chemise, arbre, accouplement, protège câble, crépine d'aspiration et boulons sont en acier inox.
Bride d'accouplement au moteur est exécutée selon normes NEMA.
Max ø pompe 96 mm.





Subline s.r.l.
via Valcunsat, 1
33072 Casarsa Della Delizia
(Pordenone) ITALY
tel. +39 0434 870830 r.a.
fax +39 0434 86267

e-mail: info@subline.com
www.subline.com


I dati tecnici non sono impegnativi. La SUBLINE si riserva il diritto di apportarvi modifiche senza preavviso.
Technical data are not binding. SUBLINE reserves the right to make modifications without prior notice.
Les données techniques sont sous réserve. SUBLINE s'octroi le droit d'apporter les modifications sans preavis.



SUBLINE



THE 0258 TAP 365 P24 000123 CAPACITY 1488



Pompe per pozzi da 4"
Pumps for 4" wells
Pompes pour puits de 4"



1

Bocca di mandata in ottone o acciaio inox.
Brass or stainless steel discharge head.
Pièce de refoulement en acier inox ou en laiton.



2

Valvola di non-ritorno incorporata sulla testata.
Discharge head non return valve.
Clapet anti-retour incorporé.



3

Bronzina superiore in bronzo o, a richiesta,
in gomma antisabbia.
Upper bush made in bronze or, upon request,
in anti-sand rubber.
Palier supérieur en bronze ou sur demande en
caoutchouc anti sable.



4

Giranti e diffusori in policarbonato alimentare con anelli di
rasamento in acciaio inox. Alto rendimento.
Polycarbonate made impellers and diffuser with stainless
steel wear-inserts. High efficiency.
Roues et diffuseurs en polycarbonate de qualité
alimentaire avec anneaux d'usure en inox. Haut rendement.



5

Camicia in acciaio inox.
Stainless steel shell.
Chemise en acier inox.



6

Filtro in acciaio inox.
Stainless steel strainer.
Crepine en acier inox.



7

Flangia d'accoppiamento secondo norme NEMA.
Opzioni: ottone o acciaio inox.
Bracket to couple to the motor acc.to NEMA standards.
Options: brass or stainless steel.
Bride d'accouplement au moteur selon normes NEMA.
Options: laiton ou acier inox.

1



2



3



4



5

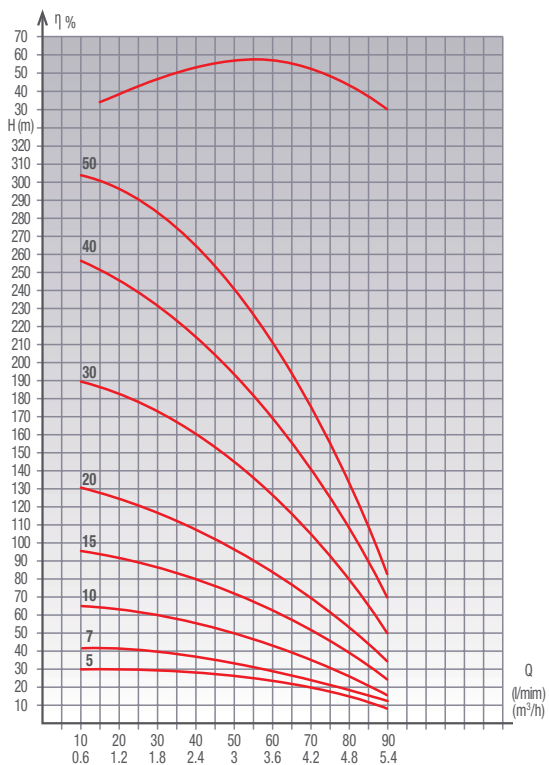
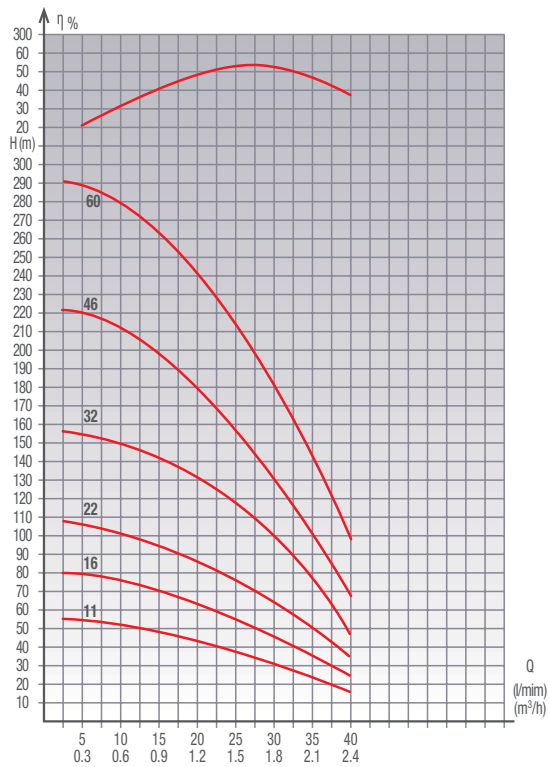
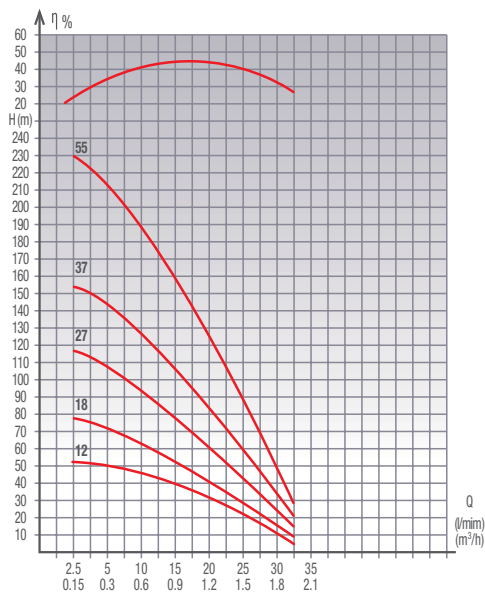


6



7





Tipo Type Type	Motore Motor Moteur		Q Portata - Capacity - Debit	Dimensioni e Pesì Dimension and Weight Dimension et Masses										
	kw	HP		OT	INOX	OTR	OTF	INOX						
			mm	kg										
F2-12	0.25	0.33	53	51	46	40	33	24	13	485	505	3.9	4.4	3.5
F2-18	0.37	0.5	78	75	67	57	46	33	18	605	625	4.6	5.3	4.2
F2-27	0.55	0.75	115	111	99	85	67	48	26	780	800	5.9	6.8	5.5
F2-37	0.75	1	153	149	133	114	90	63	35	980	1000	7.1	8.3	6.7
F2-55	1.1	1.5	231	220	196	168	134	93	49	1375	1395	9.7	11.5	9.3

Tipo Type Type	Motore Motor Moteur		Q Portata - Capacity - Debit	Dimensioni e Pesì Dimension and Weight Dimension et Masses											
	kw	HP		OT	INOX	OTR	OTF	INOX							
			mm	kg											
F3-11	0.37	0.5	54	51	48	44	40	34	28	20	465	485	3.8	4.2	3.4
F3-16	0.55	0.75	78	75	70	65	58	49	39	29	565	585	4.4	5	4
F3-22	0.75	1	106	102	96	89	80	69	57	40	685	705	5.1	5.8	4.7
F3-32	1.1	1.5	153	147	138	127	115	99	79	58	880	900	6.4	7.4	6
F3-46	1.5	2	218	210	198	183	162	137	110	80	1155	1175	8.3	9.7	7.9
F3-60	2.2	3	284	274	262	243	218	188	154	116	1475	1495	10.4	12.3	10

Tipo Type Type	Motore Motor Moteur		Q Portata - Capacity - Debit	Dimensioni e Pesì Dimension and Weight Dimension et Masses												
	kw	HP		OT	INOX	OTR	OTF	INOX								
			mm	kg												
F6-5	0.37	0.5	30	29	27	25	23	21	17	13	9	410	430	3.6	4	3.2
F6-7	0.55	0.75	42	41	39	36	34	30	26	20	12	475	495	4	4.4	3.6
F6-10	0.75	1	62	58	54	50	47	42	35	26	16	570	590	4.6	5.2	4.2
F6-15	1.1	1.5	93	91	85	79	72	61	52	39	26	730	750	5.7	6.5	5.3
F6-20	1.5	2	124	122	115	105	96	84	69	52	34	895	915	6.8	7.9	6.4
F6-30	2.2	3	182	179	168	154	142	124	104	78	49	1215	1235	9	10.5	8.6
F6-40	3	4	242	236	223	207	187	163	136	102	68	1535	1555	11.2	13.1	10.8
F6-50	4	5.5	303	298	279	259	238	208	172	130	83	1900	1920	14	16.5	13.6

