

Flottante
Floating
Flottante

Descrizione

Pompe sommerse centrifughe flottanti multistadio per pozzi da 4", particolarmente adatte per impianti di sollevamento e distribuzione dell'acqua. Soluzioni tecniche e l'utilizzazione di nuovi materiali, permettono la realizzazione di pompe con rendimenti eccellenti uniti ad un'alta resistenza all'abrasione con l'impiego di giranti flottanti.

Impieghi

Impianti idrici per usi domestici ed industriali in servizio continuo o intermittente.
Impianti di pressurizzazione.
Impianti di irrigazione.

Caratteristiche costruttive

Flangia di accoppiamento al motore e corpo di mandata in ottone o in acciaio inox.
Valvola di ritegno incorporata (per tutti i modelli) e facilmente removibile.
Giranti e diffusori in Noryl, inserti in Resina Acetalica ad alte prestazioni.
Camicia, albero pompa, giunto, coprifilo, griglia di aspirazione e viterie realizzati in acciaio inox.
Flangia di accoppiamento al motore predisposta secondo le normative NEMA.
Max Ø pompa 96 mm.

Description

Submersible floating multistage centrifugal pumps for 4" wells, particularly suitable for water rising and distribution installations. The technical solution together with the use of new materials has enabled us to produce a pump that works efficiently and has a high resistance to any abrasive present due to the use of floating impellers.

Applications

Water plants and systems for residential and industrial use, for continuous or intermittent duty operation.
Pressurizing systems.
Irrigation plants.

Design features

Motor coupling flange and discharge head are made in brass or in stainless steel.
Incorporated non-return check valve for all pump types is easily removable.
Impellers and diffusers in Noryl, wearings in high performance Acetal Resin.
Shell, pump shaft, coupling, cable shield, suction screen and all screws are in stainless steel.
Pump flanges for coupling with motors are made according to NEMA standards.
Max Ø pump 96 mm.

Description

Pompes immergées centrifuges flottantes multicellulaires pour puits de 4", conçues particulièrement pour installations d'élévation et distribution de l'eau. Solutions techniques, grâce à l'utilisation de nouveaux matériaux, permettant la réalisation de pompes avec des rendements excellents et une haute résistance à l'abrasion tout en ayant des turbines flottantes.

Applications

Installations et systèmes pour utilisation domestique et industrielle, en service intermittent ou continu.
Systèmes de pressurisation.
Stations d'irrigation.

Caracteristiques constructives

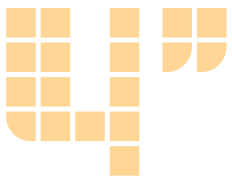
Bride d'accouplement au moteur et pièce de refoulement en laiton ou en acier inox.
Pour tous les types, clapet anti retour incorporé, facilement extractible.
Roues et diffuseurs en Noryl, insert en Acétal Résine à hautes performances Chemise, arbre, accouplement, protège câble, crépine d'aspiration et boulons en acier inox.
Bride d'accouplement au moteur est exécutée selon normes NEMA.
Max Ø pompe 96 mm.



Subline s.r.l.
via Valcunsat, 1
33072 Casarsa Della Delizia
(Pordenone) ITALY
tel. +39 0434 870830 r.a.
fax +39 0434 86267

e-mail: info@subline.com
www.subline.com

I dati tecnici non sono impegnativi. La SUBLINE si riserva il diritto di apportarvi modifiche senza preavviso.
Technical data are not binding. SUBLINE reserves the right to make modifications without prior notice.
Les données techniques sont sous réserve. SUBLINE s'octroi le droit d'apporter les modifications sans preavis.



Flottante
Floating
Flottante



1

Bocca di mandata in ottone o acciaio inox.
Brass or stainless steel discharge head.
Pièce de refoulement en laiton ou en acier inox.



2

Valvola di non-ritorno incorporata sulla testata.
Discharge head non return valve.
Clapet anti-retour incorporé.



3

Bronzina superiore in gomma antisabbia.
Upper bush made in anti-sand rubber.
Palier supérieur en caoutchouc anti sable.



4

Giranti e diffusori in Noryl e Resina Acetalica.
Impellers and diffusers in Noryl and Acetal Resin.
Roues et diffuseurs en Noryl en Acétal Résin.



5

Camicia in acciaio inox.
Stainless steel shell.
Chemise en acier inox.



6

Filtro in acciaio inox.
Stainless steel strainer.
Crepine en acier inox.



7

Flangia d'accoppiamento in ottone o acciaio inox.
Bracket to couple to the motor in brass
or stainless steel.
Bride d'accouplement au moteur en laiton ou acier inox.

1



2



3



4



5

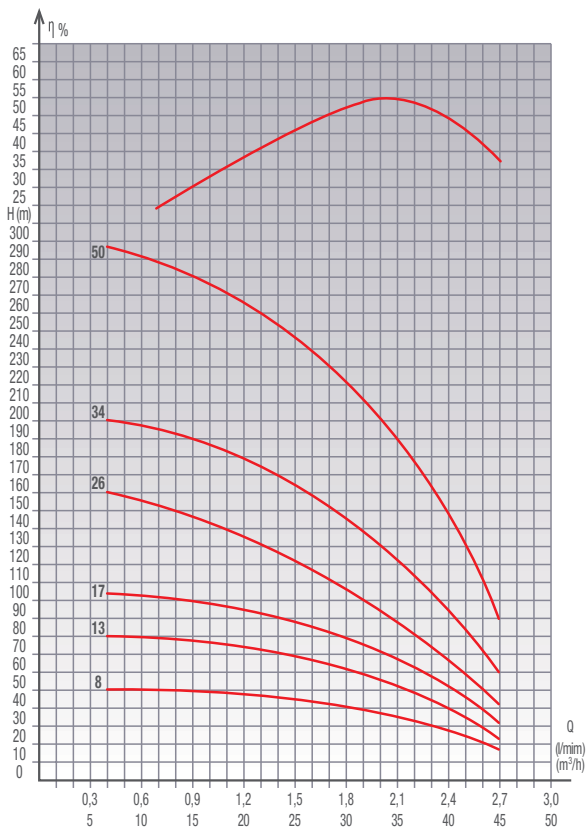


6

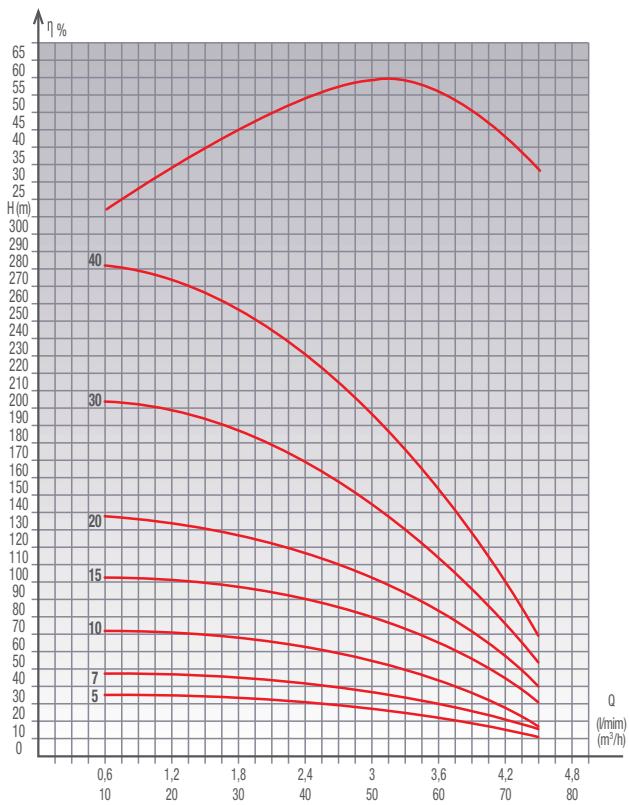


7





Tipo Type Type	Motore Motor Moteur		Q	Portata - Capacity - Debit										Dimensioni e Pesì Dimension and Weight Dimension et Masses			
	kw	HP		m³/h	0.3	0.6	0.9	1.2	1.5	1.8	2.1	2.4	3.0	mm		kg	
			L/min.	5	10	15	20	25	30	35	40	50	OT	INOX	OT	INOX	
FF45-8	0.37	0.50	PREVALENZA m - TOTAL HEAD m - HAUTEUR D'ELEVATION m	49	46	45	44	41	37	32	26	6	455	475	3.9	4.3	
FF45-13	0.55	0.75	81	79	76	72	66	60	52	41	8	570	590	4.6	5		
FF45-17	0.75	1	104	103	101	95	87	77	62	48	11	665	685	5.2	5.6		
FF45-26	1.1	1.5	158	154	146	138	128	116	97	76	15	875	895	6.8	7.2		
FF45-34	1.5	2	201	196	191	178	163	140	114	82	17	1060	1080	7.9	8.3		
FF45-50	2.2	3	296	288	278	263	242	216	185	144	21	1430	1450	10.3	10.7		



Tipo Type Type	Motore Motor Moteur		Q	Portata - Capacity - Debit								Dimensioni e Pesì Dimension and Weight Dimension et Masses			
	kw	HP		m³/h	0.9	1.2	1.8	2.4	3	3.6	4.2	4.8	mm		kg
			L/min.	15	20	30	40	50	60	70	80	OT	INOX	OT	INOX
FF95-5	0.37	0.50	PREVALENZA m - TOTAL HEAD m - HAUTEUR D'ELEVATION m	34	33	31	28	23	18	13	7	385	405	3.3	3.7
FF95-7	0.55	0.75	48	47	45	43	37	30	21	8	430	450	3.7	4.1	
FF95-10	0.75	1	70	69	65	58	50	38	27	9	500	520	4.1	4.5	
FF95-15	1.1	1.5	103	102	95	87	76	62	43	16	620	640	4.9	5.4	
FF95-20	1.5	2	133	132	127	113	99	78	56	21	735	755	5.6	6	
FF95-30	2.2	3	202	196	185	165	144	114	77	36	965	985	7.2	7.6	
FF95-40	2.2	3	278	273	258	227	190	150	103	42	1200	1220	8.7	9.1	

